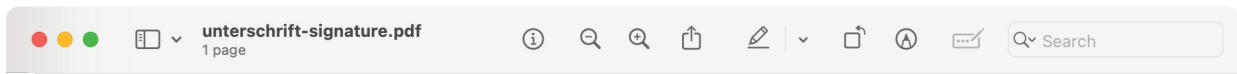
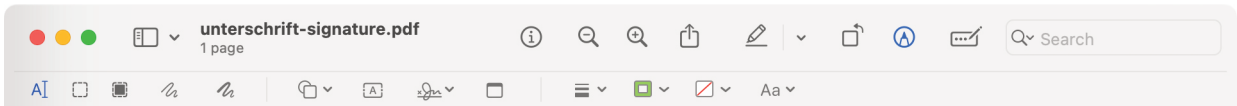


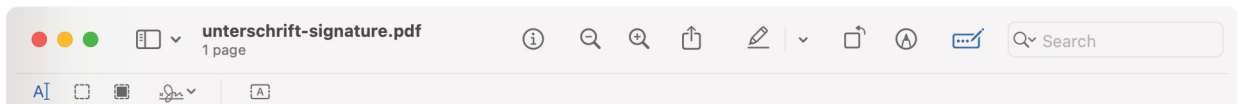
Digital unterschreiben am Mac mit dem Programm 'Vorschau' (Preview)



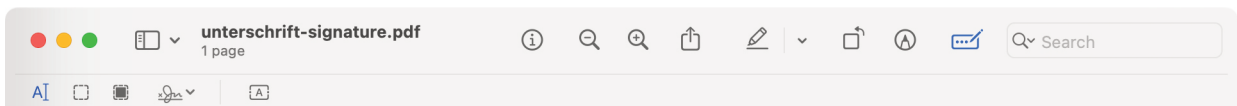
1. Stiftsymbol anklicken



2. Formular Tools einblenden



3. Unterschrift erstellen



4. Unterschrift anklicken, dann positionieren

